

Compensation Detail Report (Manager)

This guide walks you through how to access the Compensation Detail Report as a manager or a delegate.

Before you begin... See our easy guide to RivCo Talent login and navigation.



Customer Service >



Strategy & Metrics >



Certifications >



Leading People>



MS Office>



Skillssoft Bootcamps >

1



My Team Performance

My Required Training

My Training Schedule

My Transcript





1

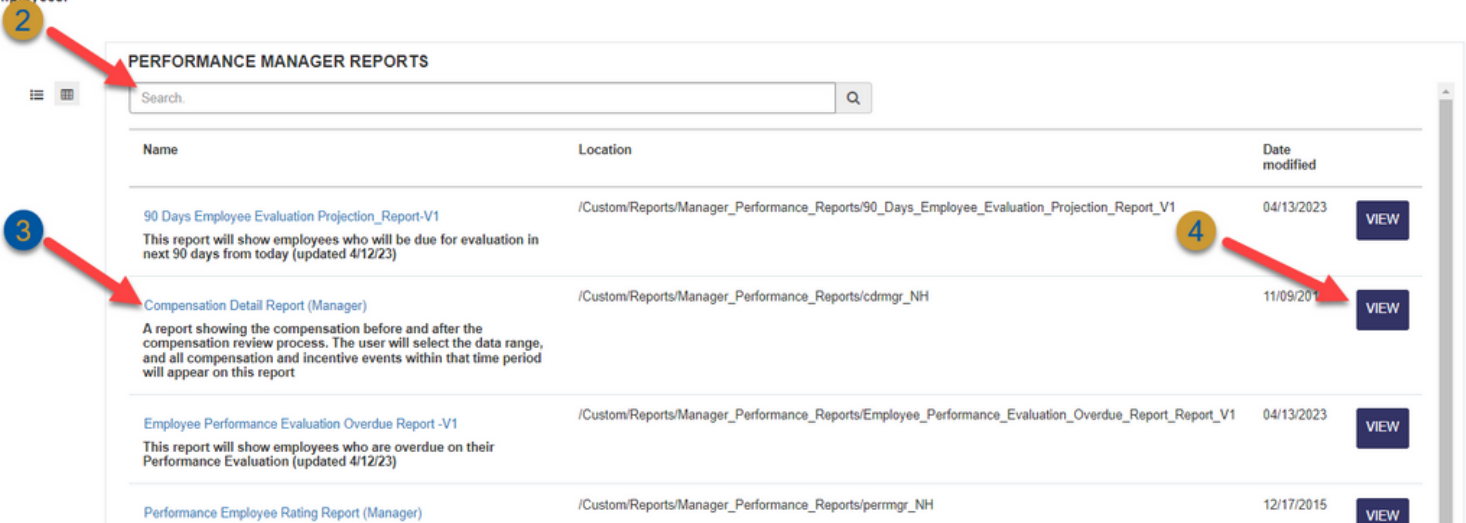
CLICK THE
DROPDOWN ARROW

Look for **My Team Performance** on
your homepage to access the Report
options

Welcome to the Performance Management Dashboard as a Manager or Supervisor you will be able to View Performance related information for your Direct reports. This page will provide you with several widgets that will assist you in handling the Performance management life cycle for your Employees.

MY DIRECT REPORTS

-  **Din Djarin**
DEP BOUNTY HUNTER
LMS-Admin-WorkRequests...
1951955555
-  **Quasimodo Hunchback**
ADMIN OF BELL SERVICES
LMS-Admin-WorkRequests...
1951955555
-  **Sebastian Crab**
CHOIR ORCHESTRATER
LMS-Admin-WorkRequests...
1951955555
-  **Ursula SeaWitch**
DIR OF SLIMY EELS
LMS-Admin-WorkRequests...
1951955555



PERFORMANCE MANAGER REPORTS

Search

Name	Location	Date modified	
90 Days Employee Evaluation Projection_Report-V1 This report will show employees who will be due for evaluation in next 90 days from today (updated 4/12/23)	/Custom/Reports/Manager_Performance_Reports/90_Days_Employee_Evaluation_Projection_Report_V1	04/13/2023	VIEW
Compensation Detail Report (Manager) A report showing the compensation before and after the compensation review process. The user will select the data range, and all compensation and incentive events within that time period will appear on this report	/Custom/Reports/Manager_Performance_Reports/cdmgr_NH	11/09/201	VIEW
Employee Performance Evaluation Overdue Report -V1 This report will show employees who are overdue on their Performance Evaluation (updated 4/12/23)	/Custom/Reports/Manager_Performance_Reports/Employee_Performance_Evaluation_Overdue_Report_Report_V1	04/13/2023	VIEW
Performance Employee Rating Report (Manager)	/Custom/Reports/Manager_Performance_Reports/permgrm_NH	12/17/2015	VIEW

2

ENTER NAME OF THE REPORT

If you cannot find the exact report you need, type in **Compensation Detail Report (Manager)** in the search bar & press enter

3

SEARCH FOR THE REPORT NAME THAT YOU DESIRE

Look through the results for the desired report name

4

CLICK VIEW

Click the **View** button to see the reporting options available to you.

Compensation Detail Report (Manager)

Input Controls 🔍 Zoom 🔍 << 1 / 1 >> [Navigate To AR](#)

CM: Compensation Detail Report (Manager)

Plan: 2023 PFP Compensation List
Cycle Status: After Compensation Cycle Started
Show Hidden: no
Compensation: My Direct Reports Only
Variables: My Direct Reports Only

Employee	Position	Manager	Employee ID	Status	Job Code	Job Title	Direct Manager	Dept ID	Department	Division	Job Plan	Grade	Current Hly Rate	Min Hly Rate	Max Hly Rate	Floor PFP Med Rate %	Current Annl Salary	2023 Performance Rating	Med Rate %
Chell, Sebastian		King, Trish	DIS1061	Updated	DIS1061	CHOR CAD-ESTIMATOR	King, Trish	DIS/ET/LAND	DIS/ET/LAND	URP	281	\$ 48.10	\$ 37.32	\$ 59.16	0.00%	\$ 96,587.23	0		
Dann, Don		King, Trish	DIS8477	Updated	DIS8477	DEP EQUITY MANAGER	King, Trish	DIS/ET/LAND	DIS/ET/LAND	URP	660	\$ 83.38	\$ 61.14	\$ 85.47	2.00%	\$ 173,434.56	0		
Hutchcock, Guadalupe		King, Trish	DIS1998	Updated	DIS1998	ADMIN OF BILL SERVICES	King, Trish	DIS/ET/LAND	DIS/ET/LAND	URP	660	\$ 83.38	\$ 61.14	\$ 85.47	2.00%	\$ 173,434.56	0	4	
Swafford, Ursula		King, Trish	DIS8010	Updated	DIS8010	DIR OF BLAY BELLS	King, Trish	DIS/ET/LAND	DIS/ET/LAND	JO/BE	229	\$ 89.24	\$ 61.77	\$ 91.47	2.00%	\$ 185,810.87	0	4	
			TOTALS									\$ 302.10	\$ 211.37	\$ 321.87		\$ 628,387.02			

5

NAVIGATE TO AR

Once the report shows, click on **Navigate to AR** to see all reporting criteria

Input Controls

* Plan
2023 PRP Compensation List

* Data Range
 My Direct Reports Only
 All Levels Below Me

Include Performance Rating
 Include Performance Rating
All None Inverse

Include Potential Code
 Include Potential Code
All None Inverse

Currency

* Show Hidden Compensation Variables

Apply OK Reset Cancel Save

6

INPUT CONTROLS

Select the **Plan**, **Data Range**, & any other reporting criteria desired for your report.



7

TO VIEW THE REPORT

Click **Apply** to add the wanted criteria, then click **OK** to view the report with all wanted criteria.

Library View - Compensation Detail Report (Manager) data refreshed 2023-10-31 at 17:04:09

Back [Export Icon] [Refresh] [Print] [Search] search report

8

CM: Compensation Detail Report (Manager)

PDF
Excel (Paginated)
Excel
CSV
DOCX
RTF
ODT
ODS
XLSX (Paginated)
XLSX
PPTX
HSDE

Employee	Manager	Employee ID	Status	Job Code	Job Title	Direct Manager	Dept ID	Department	Division	Self Plan
Crab, Sebastian	King, Triton	DIS10601	Updated	DJ10601	CHOIR ORCHESTRATER	King, Triton		DISNEYLAND		MRP
Djarin, Din	King, Triton	DIS50477	Updated	DJ50477	DEP BOUNTY HUNTER	King, Triton		DISNEYLAND		MRP
Hunchback, Quasimodo	King, Triton	DIS61996	Updated	DJ61996	ADMIN OF BELL SERVICES	King, Triton		DISNEYLAND		MRP
SeaWitch, Ursula	King, Triton	DIS90010	Updated	DJ90010	DIR OF SLIMY EELS	King, Triton		DISNEYLAND		XMB
AVERAGES										
TOTALS										

Employees	Position	Manager	Actual Merit Rate %	New Hly Rate	New Annl Salary	Rejection Reason	Comments
Crab, Sebastian		King, Triton	0.00%	\$ 46.10	\$ 95,887.23		
Djarin, Din		King, Triton	0.00%	\$ 83.38	\$ 173,434.56		
Hunchback, Quasimodo		King, Triton	2.50%	\$ 85.47	\$ 177,770.42		
SeaWitch, Ursula		King, Triton	2.50%	\$ 91.47	\$ 190,250.94		
AVERAGES				\$ 76.61	\$ 159,335.79		
TOTALS				\$ 306.42	\$ 637,343.15		

8

SAVING & PRINTING

Select the dropdown button on the **Export** icon. Select how you would like to save your report in order to print it.